




Anziedrehmoment 79 Nm  
tightening torque 79 Nm



Mounting in front dead center position of the guide piston pos.-no. 5.  
Tight the draw spindle pos.-no. 26 slightly before fixing the plunger.  
After fixing the plunger, fasten the draw spindle pos.-no. 2 as tight as possible by hand with a pin-type-face-wrench.




Druckölpumpe  
Pressure oil pump



**Part-no. X is content of subassembly group 9,871-935.0**

Vor Anwendung des Klebstoffs LOCTITE 245 sind die entsprechenden Stellen mit ACTIVATOR Typ LOCTITE 7649 9.980-444.0 vorzubehandeln.

Surfaces of marked positions are to be treated with ACTIVATOR Type N LOCTITE 7649 9.980-444.0 prior to applying the adhesive LOCTITE 245.



36) Eingessatz mit LOCITTE 245, 9.890-472.0  
 Mounted with LOCITTE 245, 9.890-472.0  
 Anziehmoment 46 Nm  
 Tightening torque 46 Nm



Technical drawing of a mechanical assembly showing a cross-section of a shaft with a key, a pulley, and a coupling. The drawing includes dimension lines and labels for various parts.

[illegible]